



WHEN  
YOU'RE  
HERE,  
YOU'RE  
HOME





# TODAY'S WEBINAR

- Overview of what to expect for Move-in
- What you should and should not be bringing to campus
- What to expect on Move in day
- What about after Move-in

WHEN  
YOU'RE  
HERE,  
YOU'RE  
HOME



# WHAT CAN YOU BRING TO CAMPUS?



- TV
- Desk Lamp
- Computer/ Laptop
- Bedding



- Micro-fridge
- Blue tape to hang posters and photos etc.



# WHAT NOT TO BRING TO CAMPUS...

## PROHIBITED ITEMS:

- Incense and candles
- plug-in air fresheners




- Extension cords, multiple plug converters
- Electrical appliances with an exposed heating source

- Pets – except some fish  
(10 gallon tanks or smaller)



- Halogen lamps and black lights
- Spider lamps



WHEN  
YOU'RE  
HERE,  
YOU'RE  
HOME



# HOW TO PACK?

- Whenever possible, minimize what you bring
- Remove packing materials at home, then box things up
- Use clothing, bedding, towels, etc. to wrap fragile items
- Do NOT use trash bags! They can be mistaken for trash and you may lose your belongings
- Label EVERYTHING! Name, Building, Room #

**WHEN**  
YOU'RE  
**HERE,**  
YOU'RE  
**HOME**



# MOVE – IN BASICS

- Freshman move –in is Thursday, August 21, 2014
- Move-in times are available online at [housing.gmu.edu](http://housing.gmu.edu)
- Move in Instructions are available online
- Arrive at your assigned time to ensure greatest access to move-in help

WHEN  
YOU'RE  
HERE,  
YOU'RE  
HOME



# MOVE-IN DAY

Students have been assigned a specific arrival time for Thursday, August 21<sup>st</sup>

Please note that arriving early will increase your waiting time.

WHEN  
YOU'RE  
HERE,  
YOU'RE  
HOME



# MOVE-IN DAY


- Follow the directions on your buildings move-in map!
- Enter Campus at the correct entrance.
- Follow traffic pattern to your unloading area.
- Volunteers will assist with unloading your vehicle.
- In Shenandoah vehicles must be moved directly after unloading.
- In Rappahannock, each vehicle has a 30 minute unloading time.
- Do not leave your vehicle in an unloading area as it slows down move-in for other students. Vehicles may be ticketed or towed from unloading areas.
- There will be a shuttle around Patriot Circle to get you to and from long-term parking.

WHEN  
YOU'RE  
HERE,  
YOU'RE  
HOME

# FIRST YEAR STUDENT MOVE-IN: SHENANDOAH NEIGHBORHOOD

## Shenandoah Move-in Map: Presidents Park

1. Enter campus at Shenandoah Entrance on Braddock Road (Rt. 620) onto Roanoke River Lane.
2. Make an immediate right onto Po River Lane.
3. Merge onto Nottoway River Lane and turn right into Lot C.
4. Staff will direct you into your check-in lane in Lot C to check in and receive your keys. You may not check in until your scheduled time.
5. You will receive an unloading pass. Place on driver's side dashboard.
6. Exit Lot C and proceed to Patriot Circle. Turn Right onto Patriot Circle.
7. Turn Right onto York River Road to enter the unloading traffic in Lot R. You must have the correct unloading pass to enter this road.
8. Staff will direct you to an unloading spot where volunteers will assist you in (via Lot R into Presidents Park). Please don't leave car unattended. Someone must remain with car at all times.
9. Once done unloading, staff will direct you to exit Presidents Park via Senatorial Lane.
10. Turn left on Patriot Circle and follow signage to Lot A. Enter Lot A via Mattaponi River Lane.
11. You may take shuttle to Presidents Park



WHEN  
YOU'RE  
HERE,  
YOU'RE  
HOME

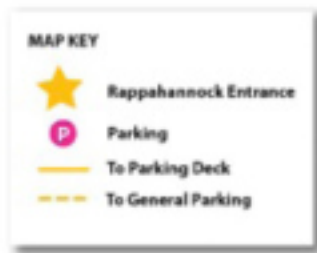


# FIRST YEAR STUDENT MOVE-IN: SHENANDOAH NEIGHBORHOOD

- Due to construction of our new residence hall, there is limited space for move-in traffic in the Shenandoah Neighborhood.
- There is limited space in the check-in and unloading areas and we will only allow vehicles that contain resident belongings to enter the move-in traffic process.
- We request that any other vehicles go directly to Lot A and park. A shuttle will be available to take people from Lot A to Presidents Park.
- Volunteers will be there to help unload vehicles.
- Once unloaded, vehicles should be moved immediately out of the unloading traffic area to ensure a smooth move-in process for all.
- A student or family member must stay with the unloaded belongings while volunteers help take items to your room.
- Additionally, a student or family member must stay with the vehicle at all times.

WHEN  
YOU'RE  
HERE,  
YOU'RE  
HOME

# FIRST YEAR STUDENT MOVE-IN: RAPPAHANNOCK NEIGHBORHOOD



## Rappahannock Move-in Map (First Year Students): If Approaching from the North (via I-66, US-50, etc.)

1. Enter Campus at the Rappahannock Entrance at Route 1 and Chainbridge Rd.
2. Follow University Drive to Rappahannock Parking Deck.
3. Follow Signs/Staff to check-in and get keys in Hanover Hall.
4. Once done unloading, move car to top two floors of Rappahannock Parking Deck or move car to Lots A or K.

## If approaching from the South (Braddock Road, I-495, etc.)

1. Enter Campus at the Rappahannock Entrance from Route 123/ Chainbridge Rd and Mason Pond Drive.
2. Take the third exit on the traffic circle and head North on Patriot Circle.
3. Turn left on George Mason Blvd.
4. Turn right on University Drive and follow University drive to the Rappahannock Parking Deck
5. Follow Signs/Staff to check-in and get keys in Hanover Hall.
6. Once done unloading, move car to top two floors of Rappahannock Parking Deck or move car to Lots A or K.

\* Shuttles are available from Lots A and K on Thursday to bring you back to Rappahannock.



WHEN  
YOU'RE  
HERE,  
YOU'RE  
HOME

# WHERE SHOULD MY FAMILY STAY?

- Marriott Fairfax at Fair Oaks
- Spring Hill Suites
- Best Western – Fair Oaks
- Hampton Inn – Fairfax

WHEN  
YOU'RE  
HERE,  
YOU'RE  
HOME



# THE REST OF THE DAY:

## **Students, join us for:**

- Dinner in Southside: 4:30-7pm
- Floor meetings for Residents: 7:30-9pm

## Evening Entertainment

- Casino Night at Dewberry Hall: 9pm -11pm
- Hypnotist at Center for the Arts: 9pm-11pm

## Late Night Movie – Screen on the Green

- Showing Maleficent at Presidents Park & Pilot House:  
11:15pm-1:15am

## **Families, join us for:**

- President's Reception and Family Send-Off: 7-8:30 pm
  - Engineering Building, atrium

**WHEN**  
**YOU'RE**  
**HERE,**  
**YOU'RE**  
**HOME**



# MORE FUN!!

Visit [Welcomeweek.gmu.edu](http://Welcomeweek.gmu.edu) for a list of activities and events for Welcome Week at George Mason University

WHEN  
YOU'RE  
HERE,  
YOU'RE  
HOME



Orientation and Family  
Programs and Services

**Thank you for joining us! Our next webinar  
will be held on September 3rd featuring  
University Career Services.**

**For a recording of this webinar please visit  
[masonfamily.gmu.edu](http://masonfamily.gmu.edu).**